

Your Cloud Migration Checklist

Start here for a smooth journey



Understand Your Why

Be clear about the problems you're solving, desired business outcomes and goals. And consider the impact on your business and people.



Identify and Involve Stakeholders

Make sure sales, marketing, finance, the C-suite and other key teams are engaged every step of the way.



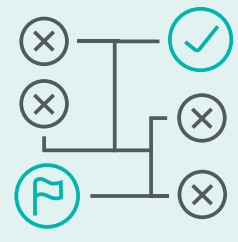
Understand Your Security and Compliance Needs

Business risks may include your Bring Your Own Device policies, cyberattacks, natural disasters, pandemics, access and identity control, and other significant disruptions.



Conduct an Internet Speed Test

Understand your current connectivity and how that will affect your solutions map.



Perform User Testing

Expect a few unexpected hiccups. Devoting time to quality assurance (QA) and testing works out kinks and saves headaches later.



Decommission On-premises Infrastructure

Technology and your business has evolved, so you may be surprised at how many third-party or homegrown apps and manual workarounds can be eliminated by moving to a Cloud-based infrastructure.




STEP 1




Find a Reliable, Experienced Partner

A **Cloud provider** you can trust is familiar with your industry to offer solutions to your specific pain points. They should also have deep application expertise, proven processes and a successful track record.



STEP 2

STEP 3




Identify IT Skills and Support You Need

Then inventory your on-premises applications to assess current dependencies.



STEP 4

STEP 5



Calculate Your Total Cost of Ownership (TCO)

Consider hardware, software, maintenance, updates, support, manual workarounds, training, even downtime—and include your ERP.



STEP 6

STEP 7




Prioritize Change Management

Dispel fears and boost confidence in your people. Leverage available, on-going training from your partner.




STEP 8

STEP 9



Migrate Your On-premises Applications to the Cloud

Your partner can help determine the pace and scope that's right for your business. There may be certain peak times of the year that you want to avoid.



STEP 10

STEP 11



Manage Your Cloud Environment

Having the right tools, processes, expertise, and Cloud partner are key to maximizing the value of your Cloud solution.



STEP 12

Choosing the right partner can make or break the success of your Cloud migration.

Enavate works as an extension of your team to understand your challenges and goals, so we can build a roadmap that works for you and takes your business to the next level. Our **assessment tool** removes uncertainty and provides guidance on your best next steps.

Need help moving to the Cloud?

Schedule your **FREE** assessment with one of our Cloud experts.

BOOK NOW

ENAVATE